

Two other specimens in the Lowe collection of the San Diego Museum and one in the U. S. National Museum are labeled this species, but lack definite locality data. These specimens are cited from the "Gulf of California, Cooke" and apparently had been received from the late Miss Jeanette M. Cooke, a dealer in shells at San Diego, around the turn of the century. They are badly faded and may not be from the eastern Pacific.

Skin divers and SCUBA divers should make a special effort to locate the habitat of this rare species when collecting in the southern part of the Gulf of California. As it apparently has not been dredged, it is likely to occur in shallow water, and judging from the presently known distribution, it is likely to be a member of the coral reef association.

Synonymy and distributional data follow:

CASSIS (CASMARIA) *VIBEXMEXICANA* Stearns, 1894. Plate 10, Figures 1-3.

Cassis (*Casmaria*) *vibex* Linné, Stearns, 1893: 348. Not Linné, 1758.

Cassis (*Casmaria*) *vibex-mexicana* Stearns, 1894: 188.

Cassis vibex mexicana [sic] Stearns, Lowe, 1933: 113; Hertlein, 1937, Proc. Amer. Phil. Soc., 78: 306.

Cassis (*Phalium*) *vibex* (Linnaeus), Keen, 1958: 340. Not Linné, 1758.

Cassis (*Phalium*) *vibex-mexicana* Stearns, Keen, 1960: 340, fig. 314.

Range: Santa Catalina Island, Baja California (San Diego Natural History Museum) to La Paz, Baja California (Keen, 1960) in the Gulf of California, and south to the Tres Marias Islands, Mexico (Stearns, 1894).

LITERATURE CITED

Keen, A. M. 1958. Sea shells of tropical west America. Stanford Univ. Press, 626 pp., illus.

—1960, *Ibid.*, second printing.

Lowe, H. N. 1933. Naut. 46: 109-115, pl. 9.

Stearns, R. E. C. 1893. Proc. U. S. Natl. Mus., 16: 341-352, pl. 50.

—1894. *Ibid.*, 17: 139-204.

NEW FRESH-WATER MOLLUSCA FROM THE EOGENE OF CHILE AND PATAGONIA

By J. J. PARODIZ, Carnegie Museum, Pittsburgh, Pa.

DIPLODON TRANSANDINUS new species.

Pl. 11, figs. 1-4

Shell subelliptical, height corresponding to 62% of the length, rounded in front and narrowed posteriorly. Umbo not prominent,

radially striate, placed at middle of the anterior slope. Dorsal margin straight in its distal part, and forming a 60° angle with the anterior margin. Posterior ridge scarcely noticeable. Concentric lines of growth regularly spaced on the upper part of the shell (about half mm. apart), more conspicuous at the center where they are stronger and waving and interrupted by groove-like depressions giving to the surface a rugose-imbricate aspect similar to the forms of the living *chilensis-granosus* group.

Dimensions: 66 mm. long, 41 high, 10 mm. between valves.

Locality and Strata: A single specimen from Paso Tinguiririca, between the headwaters of the rivers Tinguiririca and Grande, province of Colchagua, Chile, close to the border with the Argentine province of Mendoza, collected by José N. Thomas, 1916. Found in strata representing a northwestern continuation—or synchronical equivalent—, of the Jahuel Formation (Danian); in Patagonia, as well as in Mendoza and Chile, Jahuel underlies the marine Roca Beds (Montian). *Diplodon transandinus* is thus Paleocene.

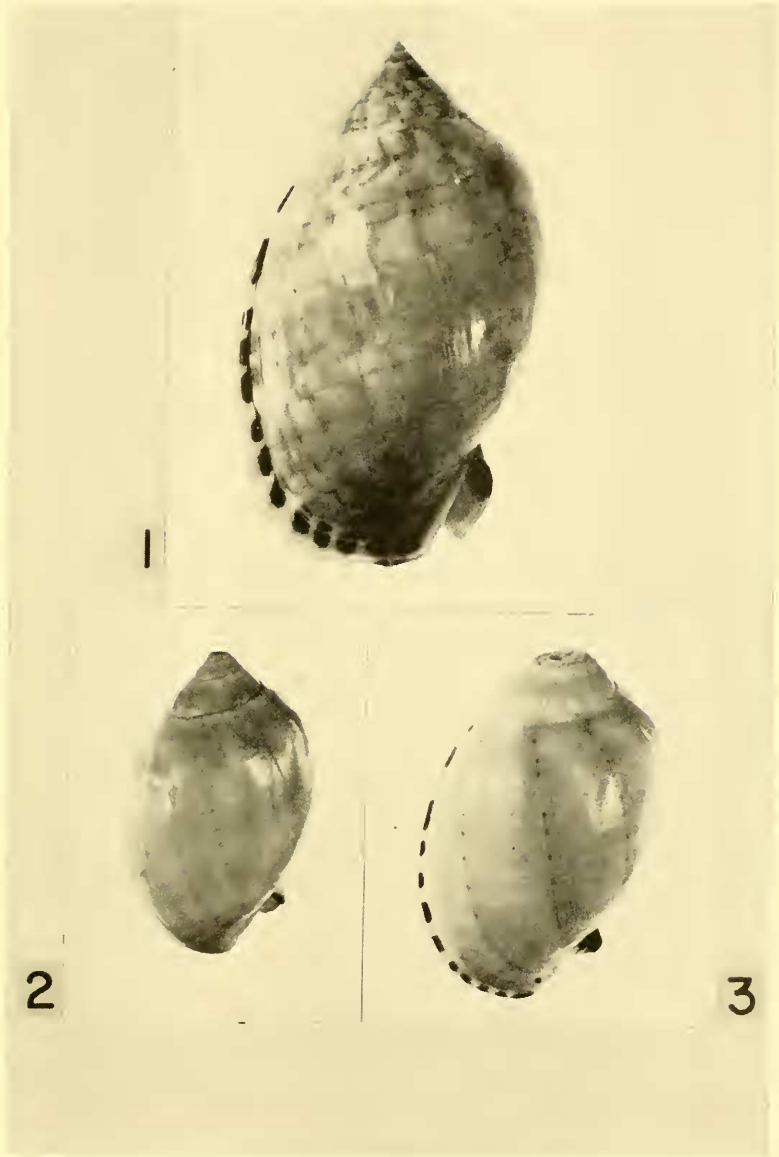
The fossil has both valves strongly compressed and fractured under the umbo, by diastrophic pressure, resulting very thin in profile; in natural condition the shell probably had a convexity similar to *D. chilensis*. Otherwise is remarkably well preserved. Contrasting with the coal black surface of the valves, the grooves are filled with an oxidized substance (limonite) or rusty color, similar to that known in other species, of the same age, *Diplodon colhuapiensis*.

The relationships of this new species with the recent, sympatric, *D. chilensis* are obvious, but the sculpture recalls also *D. granosus multistriatus*. Although these two living species are well separated geographically, they belong to a common stock with parasitic glochidia, *Diplodon sensu stricto*. It also resembles *Hyridella menziesi* from New Zealand, not only in the flatness of the shell, but in outline and surface as well. The affinities of certain South American species with other from Australia and New Zealand was well known but limited to living forms: *D. transandinus* establishes a new link, as old as the early Tertiary.

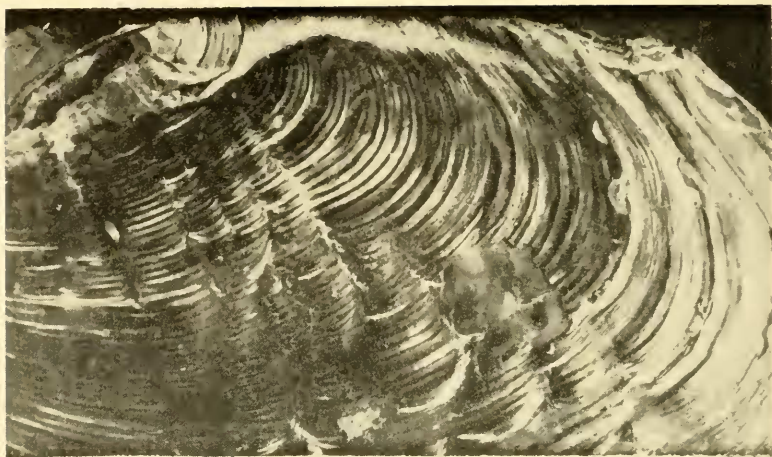
CHILINA STENOSTYLOPS new species.

Pl. 11, figs. 5-6


Shell imperforate, lymnaeiform, spire elongate, very acute, occupying about $\frac{1}{3}$ of the total length, apical angle 50° . Penultimate whorl as long as half of the spire; body whorl oval elongate, narrower at the base, the wider zone above the middle. 5-6 whorls regularly convex, not gradate. Suture well marked, sutural angle 12° . Aperture twice as high as wide, very angulose




Cassis (Casmaria) vibexmexicana Stearns from west Mexico. Fig. 1, oil Lobos Is., near La Paz, McKibbin collection. Fig. 2, San Juanito Is., Tres Marias Is., beach, Amer. Mus. Nat. Hist. collection. Fig. 3, Santa Catalina Is., San Diego Museum collection. Figures approximately xl.




1



2



4




3

5



6



Figs. 1 to 4, *Diplodon transandinus* Parodiz: 1, portion of left valve ($\times 2\frac{1}{2}$); 2 to 4, type, natural size. Figs. 5 (holotype) and 6 (paratype) of *Chilina stenostylops* Parodiz ($\times 2$).